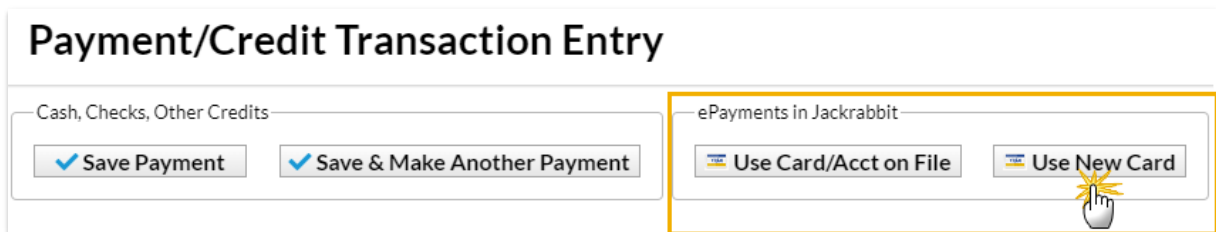


Use New Card Button (Process an Unsaved Credit Card)

Last Modified on 01/14/2022 4:50 pm EST

When a User initiates a payment in Jackrabbit using ePayments they have two options:

- **Use Card/Acct on File** - Use a credit card or bank account that has previously been saved to the *Family* record.
- **Use New Card** - Single use of a new credit card that has not been saved to the *Family* record.



Payment/Credit Transaction Entry

Cash, Checks, Other Credits

✓ Save Payment ✓ Save & Make Another Payment

ePayments in Jackrabbit

Use Card/Acct on File Use New Card



Depending on your settings, and on the number of cards you allow customers to maintain on file, you'll be offered different Card Save Options (see below) when processing an unsaved credit card with the *Use New Card* option.

Make a Payment with New Card

1. Click the **Payment/Credit** button in a family's record or click the **Save Fee & Pay Now** button on the *Make Sale/Post Fee* page.
2. In the *Payment/Credit Transaction Entry* screen, the *Trans Date* defaults to the current date (today's date). You can change this if needed.
3. *Transaction Type* defaults to *Payment* and it should not be changed.
 - It's not necessary to enter a *Method* of payment. This will be auto-assigned based on the payment method used, e.g., Visa, Mastercard, or Bank Account.
4. Enter an **amount** in the *Payment* field.
 - To apply the payment to the oldest fees first, click **Apply Payment to Oldest Fees First**.
 - To apply the payment to specific fees, click the **Apply Amt** field for the specific fee to be paid. When you click the field, Jackrabbit will pre-fill the amount in, however, this can be edited to a different amount if applicable.
5. Click the **Use New Card** button.
6. In the *Enter/Swipe Credit Card* window, enter the credit card information manually, or use a credit card swiper (not EMV). **Note:** If you are located in Canada and enter the card information manually, the **CVV** code will be required for the one-time transaction. This code is not saved in your database.
7. Enter the **Card Billing Address** and an **Email Address**. The Zip Code is a required field.

8. If you do not want to send a receipt to the *Billing Contact Email*, check the appropriate box.
9. Choose one of the **Card Save Options** (see below).
10. Click **Submit ePayment**.
11. Jackrabbit transmits the request for payment to your merchant processor and receives an approved or declined message back from them. A new window will display these details. Click **OK**.
 - o The information is recorded on the family's *Transactions* tab, and the family balance is updated accordingly.

Card Save Options

When you want to add a new card to use for ePayment, it depends on how many cards are already on the account and the ePayment settings. You can set the ePayment settings to allow a max of 3 credit cards per family/account.

<p>No Card on File</p> <p>These options are presented when there are no cards on file:</p> <ul style="list-style-type: none"> • Do not save card now; one-time use only • Save as Primary Card 	<div style="border: 1px solid #ccc; padding: 10px;"> <div style="background-color: #0070c0; color: white; text-align: center; padding: 2px;">Enter/Swipe Credit Card</div> <div style="border: 1px solid #ccc; padding: 5px; margin-bottom: 10px;"> <p>Credit Card</p> <div style="display: flex; justify-content: space-between; align-items: center;"> <div style="display: flex; gap: 5px;"> </div> <div style="border: 1px solid #ccc; padding: 2px;">Enter or swipe card</div> </div> <p>Credit Card # *</p> <p>Name on Card *</p> <p>Nickname for Card</p> <p>Exp Month * ▼ Exp Year * ▼ CVV ?</p> <p>Zip Code *</p> </div> <div style="border: 1px solid #ccc; padding: 5px; margin-bottom: 10px;"> <p>Card Billing Address (Optional)</p> <p>Address 1 </p> <p>Address 2 </p> <p>City State </p> <p>Email Address </p> </div> <p><input type="checkbox"/> Do not send a receipt to Billing Contact Email: szackmann@email.com</p> <p>Card Save Options ?</p> <p><input checked="" type="radio"/> Do not save card now; one time use only</p> <p><input type="radio"/> Save as Primary Card</p> <div style="display: flex; justify-content: center; gap: 10px; margin-top: 5px;"> Submit ePayment Cancel </div> <div style="text-align: center; margin-top: 5px;"> </div> </div>

One or Multiple Cards on File




These options are presented when multiple cards on file is set to **No***:

- Do Not save card now; one-time use only
- Save and Replace Primary Card (delete existing primary card)

*Gear (menu) > Settings > ePayments > Credit Card & Bank Account Settings > Manage Settings > Cards Accepted (left menu).

Enter/Swipe Credit Card

Credit Card

Credit Card # *

Name on Card *

Nickname for Card

Exp Month * Exp Year * CVV [?](#)

Zip Code *

Card Billing Address (Optional)

Address 1

Address 2

City State


Email Address

Do not send a receipt to Billing Contact Email: szackmann@email.com

Card Save Options [?](#)

Do not save card now; one time use only

Save and Replace Primary Card (delete existing primary card)



One or Multiple Cards on File

These options are presented when multiple cards on file is set to **Yes***:

- Do Not save card now; one-time use only
- Save as Secondary Card
- Save & Replace Primary Card (delete existing primary card)
- Save as Primary Card (delete existing primary card)

*Gear (menu) > Settings > ePayments > Credit Card & Bank Account Settings > Manage Settings > Cards Accepted (left menu).




Three Cards (maximum) on File

These options are presented when a maximum of 3 cards are saved on the account:

- Do Not save card now; one-time use only
- Save & Replace Primary Card (delete existing primary card)




Enter/Swipe Credit Card

Credit Card

Enter/Swipe Credit Card

Credit Card

Credit Card # *

Name on Card *

Nickname for Card

Exp Month * Exp Year * CVV [?](#)

Zip Code *

Card Billing Address (Optional)


Address 1

Address 2

City State

Email Address

Do not send a receipt to Billing Contact Email: szackmann@email.com

 Family has reached the maximum of 3 cards saved on file.

Card Save Options [?](#)

Do not save card now; one time use only

Save and Replace Primary Card (delete existing primary card)

