

# Jackrabbit Plus – A Mobile App for Your Business

[Share](#)

Last Modified on 09/23/2025 1:05 pm EDT

Boost your business and communications by offering customers an improved experience with a custom-branded mobile app!

**Jackrabbit Plus** seamlessly integrates Jackrabbit's Parent Portal with an app you can customize for your business.

With Jackrabbit Plus, you'll receive all of the following benefits:

- ★ Seamless integration with the Jackrabbit Class Management System
- ★ Custom branded app available for iOS and Android devices
- ★ Unlimited custom in-app content and features
- ★ Online & Personalized Customer Support
- ★ On-Demand Video Help

---

## Get Started with *Jackrabbit Plus*



Schedule a [Live Demo call](#) to learn more about *Jackrabbit Plus*.



Email our *Jackrabbit Plus* Team at [plus@jackrabbittech.com](mailto:plus@jackrabbittech.com) to get started now!

---

Expand/Collapse All

## Pricing

## Jackrabbit Plus Pricing

|             | Jackrabbit<br>(tiered pricing) | Jackrabbit Plus<br>(mobile app) |
|-------------|--------------------------------|---------------------------------|
| 0-100       | \$49                           | <b>\$89</b>                     |
| 101-250     | \$89                           | <b>\$139</b>                    |
| 251-500     | \$129                          | <b>\$189</b>                    |
| 501-1,000   | \$169                          | <b>\$229</b>                    |
| 1,001-3,000 | \$209                          | <b>\$279</b>                    |
| 3,001+      | \$245                          | <b>\$315</b>                    |

One-time, non-refundable mobile app setup fee of \$169 and applicable app store fees charged at account creation. Discounts available for multiple Jackrabbit databases.

### Choose **PayPath**:

Student Count

**Unlimited**

Jackrabbit  
(tiered pricing)

**\$0**

Jackrabbit Plus  
(mobile app)

**\$49**

Jackrabbit Class with PayPath subscription option is based on eligibility requirements being met and eligibility being maintained to get the software for \$0 per month.

## Seamless Integration with Jackrabbit's Parent Portal

Jackrabbit Plus seamlessly integrates the Parent Portal with a mobile app, allowing your customers to perform tasks quickly, such as:

- View available classes & events
- Enroll students with a few clicks
- Pay their bill (if you are connected with one of Jackrabbit's ePayment providers)
- Manage auto-pay
- Manage student information and view student skills, absences, etc.
- Scan a QR code through the app for attendance tracking

For **Spot TV** subscribers:

- If your organization subscribes to the Spot TV online streaming service, parents can view their child's class in real-time directly in the Parent Portal.

## Customized Branded App

It's your brand, and we think your mobile app should represent it well. Your app will have a custom app store listing, branded app icons, launch pages, and your color scheme applied throughout.

Your custom-branded mobile app will be available for download at Google Play for Android devices and the Apple App Store for iOS devices.

In addition, when parents log in to the Parent Portal, they will see a call to take action, **Download Our App Now!**, with the download links at the top of the screen. If they are already logged in to the Parent Portal, the links below are under the hamburger menu.



## Unlimited App Custom Content & Additional Features

Create as much content as you want at any time. Changes can be made for future use and published immediately when ready.

In addition to creating custom content, your mobile app will keep you connected to families, provide business insights, and help achieve your business goals with these included features:

- **Push notifications** – Allow mass "texts" to be sent to customers who have agreed to push notifications. Send targeted push notifications to select customers just as you do for email or text!
- **Punch Cards and e-Gift Cards** – Increase revenue streams by selling [Punch Cards](#) and [e-Gift Cards](#) through the app.
- **Real-time 24x7 mobile app statistics** – Use a number of tools to track how your app is being used, push notification effectiveness, and in-app enrollments.
- **Social Media integration** – Put all of your media in one place for quick & easy access.
- **Gymnastics Stat Tracker** – Team kids can track their event scores and view progress as a graph.
- **Google Calendar Integration** – Allows app users to see your schedule, get native map directions to events, and subscribe to your calendars.
- **Group Chat** – Two-way text messaging is supported in the app. This includes sharing photos, videos, and PDF documents with no size limitations.

## Customer Support Information

Mobile Inventor provides everything you need to get started, create, and manage your content, including recommendations to promote the app for your customers.

 [Help Center](#)

 [YouTube Channel](#)

 [Mobile Inventor Website](#)

## Video Tutorials

### App Basics

These quick, must-watch tutorials are designed to help you make the most of your mobile app and unlock its full potential for your business. They're easy to follow and will set you up for success!

## Customize Your App

Use Jackrabbit Plus to craft a personalized, branded app for your business. Watch this video to get a quick and easy overview of how to kickstart your new app.

 [Watch the tutorial](#)

## App Login Settings

To gain insights from your Jackrabbit Plus Mobile App, monitor statistics like unique users and app engagement. For detailed tracking, require users to log in by adjusting settings in Mobile Inventor, which allows you to manage access, track usage, and send targeted notifications.

 [Watch the tutorial](#)

## Password Protected Pages

Enhance your mobile app's security by adding password protection to content. This will restrict access to recitals, competitive team details, calendars, and more!

 [Watch the tutorial](#)

## Your App Menu

Follow these simple steps to customize your mobile app menu effortlessly. You can easily arrange and adjust items to fit your needs and preferences.


 [Watch the tutorial](#)

[Communicate with Families via the App](#)

Staying connected with busy students and their families can be challenging. Use the mobile app to send direct messages and keep everyone informed with ease.

## Push Notifications

Send messages directly to users' mobile devices with push notifications. These alerts appear on the lock screen or in the notification bar, ensuring that users won't miss any important messages.

 [Watch the tutorial](#)

## Create and Manage Groups

Discover how to create and use groups to send targeted push notifications to subscribers. This feature helps you reach the right audience with relevant messages.

 [Watch the tutorial](#)

## Class Opening Lists

Class opening lists let you preselect class types, categories, and filters to generate a customized list of classes for app users to register.

 [Watch the tutorial](#)

## Share Your Mobile App Link

Spread the word that your app is ready! You can find your app link on the App Information tab. Share this link to make it easy for families to download your app from mobile app stores.

 [Watch the tutorial](#)

### Gift Cards and Punch Cards

Offering gift cards and punch cards through your app adds a new revenue stream and attracts new customers. With Jackrabbit Plus, you can easily set up and manage e-Gift Cards and e-Punch Cards, allowing parents to purchase and redeem them directly from the app, streamlining transactions and boosting customer engagement.


 [Watch the tutorial](#)

 [Click here to learn more about e-Gift Cards with the Jackrabbit Plus Mobile App](#)

 [Click here to learn more about e-Punch Cards with the Jackrabbit Plus Mobile App](#)

### Jackrabbit Plus and Spot TV


With [Spot TV](#) integrated into your mobile app, parents can easily stream their child's classes in real-time, keeping them connected and engaged with just a tap on the Live icon.

 [Watch the tutorial](#)

## Frequently Asked Questions

Q. *Where can I see an ePayment that was made through the Jackrabbit Plus mobile app?*

A. You can see a payment that was made through the Jackrabbit Plus mobile app in the *Familyrecord > Transactions* tab > *User* (last column). The *User* is listed as *Portal-* (with the contact email address).

| Date      | Type        | Orig Amt | Tax  | Amt    | Balance | Note        | Pmt Meth | ePmt  | Date Paid | Student         | User                         |
|-----------|-------------|----------|------|--------|---------|-------------|----------|---|-----------|-----------------|------------------------------|
| 5/11/2020 | Payment     | -48.96   |      | -48.96 | 0.00    |             | Visa     |  | 5/11/2020 |                 | Portal-youraddress@email.com |
| 5/11/2020 | Merchandise | 45.00    | 3.96 | 48.96  | 48.96   | Blazing Red | Visa     |   | 5/11/2020 | Dani Washington | CBarnhardt                   |

To make an ePayment using the Jackrabbit Plus mobile app:

1. Log in to the mobile app.
2. Click *My Account*. The current balance is shown.

3. Click the *Pay Now* button and walk through the Make a Payment workflow.

**Q.** *What is this Family record, ZZMobileInventorRequired? I never added it.*

**A.** When you sign up for Jackrabbit Plus we added a Family record for **ZZMobileInventorRequired** to your organization's account. This is added to comply with Google and Apple's mobile app compliance regulations for verification. The Family record has a status set to inactive, does not count toward your Jackrabbit monthly billing, and cannot be edited, deleted, or archived.

This message appears on the Family record Summary tab.



**Unable to make changes to this account.**

This family account is required by Jackrabbit Plus/Mobile Inventor for Parent Portal verification purposes. Editing, merging, deleting and archiving are disabled.

**Q.** *Does Jackrabbit Plus support in-app viewing with [Spot TV](#)?*

**A.** Yes! If your organization has an account with Spot TV, parents will be able to view the live-stream classes and watch their children in real time.

**Q.** *Why was the opt-out group functionality removed from the app and the app dashboard ?*

**A.** With opt-out groups, anyone using the app was subscribed to that group and could opt-out of it. Now, anyone wanting to be part of a group in the app must opt in by accepting a group invite or by subscribing to that group in the app. Note: If you were previously (before May 2024) sending push notifications to one or more opt-out groups, we recommend that you skip the group selection and send the notification to anyone using the app.

---