

Login Pages Defined – System, Staff Portal, Parent Portal, Billing Portal [Share](#)

Last Modified on 06/17/2026 6:08 pm EDT

As a Jackrabbit User, you may need to log in to multiple places, depending on your role. Understanding what you need to accomplish will help with where to go and when!

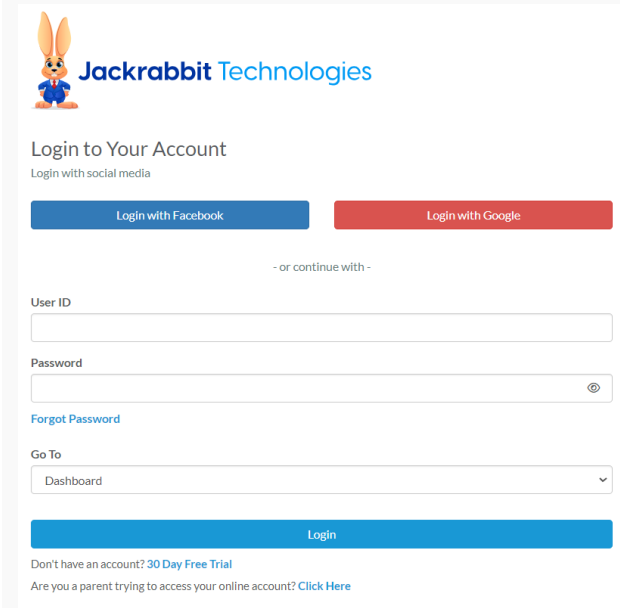
- [Jackrabbit User Login](#) – primarily used by owners, managers, and office staff for daily tasks.
- [Staff Portal Login](#) – primarily used by instructors and coaches for attendance, time clock, skills, and much more!
- [Billing Portal Login](#) – used by the owner or administrator to update billing and contact information for your Jackrabbit subscription.
- [Parent Portal Login](#) – used by your families to enroll, make payments, agree to legal policies, and more.

Click a section below to access login URLs, instructions, and more.

Expand/Collapse All


Jackrabbit User Login

The Jackrabbit User Login is the command center for owners, managers, and office staff to access your Jackrabbit account.



The screenshot shows the Jackrabbit Technologies login page. It features the Jackrabbit logo (a blue rabbit) and the text "Jackrabbit Technologies". Below the logo, it says "Login to Your Account" and "Login with social media". There are two buttons: "Login with Facebook" (blue) and "Login with Google" (red). Below these is a link "- or continue with -". There are three input fields: "User ID", "Password" (with an eye icon for visibility), and "Forgot Password". Below the password field is a "Go To" dropdown menu with "Dashboard" selected. At the bottom is a blue "Login" button. Below the button, there are two links: "Don't have an account? 30 Day Free Trial" and "Are you a parent trying to access your online account? Click Here".

Log in to Jackrabbit at <https://app.jackrabbitclass.com/jr4.0/Login> using your Jackrabbit User ID.

 [Learn more about Jackrabbit User IDs](#)

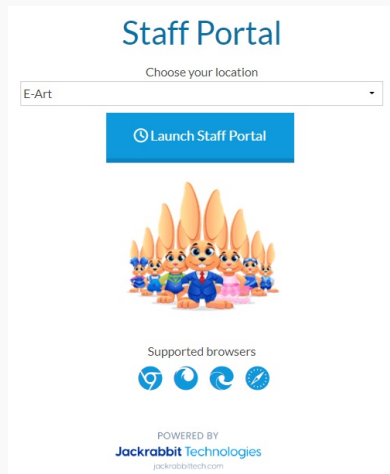


Do you work in multiple Jackrabbit systems and juggle different logins and passwords? Jackrabbit makes it easier with Single Sign-On (SSO)! With SSO, you can access all your Jackrabbit systems using just one email address or sign in

with Google or Facebook. [Learn more about SSO in Jackrabbit.](#)

Staff Portal Login

The Staff Portal provides a secure place for your staff to view class and events schedules, use the time clock, enter availability, record student attendance, and much more.



To log in to the Staff Portal, copy/paste the link below, replacing the XXXXXX with your Organization ID :

<https://app.jackrabbitclass.com/jr3.0/TimeClock/StaffLogin?orgId=XXXXXX>

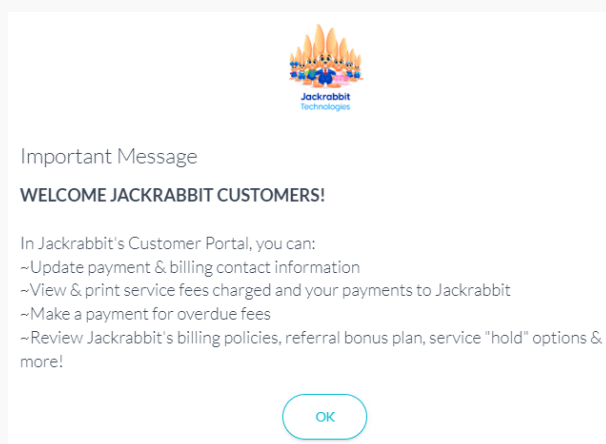
 [Learn more about the Staff Portal](#)



The *Forgot your password?* link on the Staff Portal does not reset passwords for Staff matched to a Jackrabbit User ID who use their Jackrabbit User ID to log in to the Staff Portal. These users should go to the Jackrabbit User ID login page and use the *Forgot Password* link there to reset their password.

Billing Portal Login

Owners and administrators can keep track of Jackrabbit subscription billing information in the Billing Portal.



To access the Billing Portal, go to **Gear (icon) > Account > My Account > Billing** (left menu) and click the **Billing Portal**.


 [Learn more about the Billing Portal](#)



Before using the Billing Portal for the first time, you will need to [set up your password](#).

Parent Portal Login

The Parent Portal is where families can make payments, enroll students, agree to policies, and more.



Email or User ID

Password

SIGN IN

Having trouble? [Reset Password](#)

New to our Portal? Watch this quick video to see how to access and manage your account with us.
[Watch Video](#)

To access the Parent Portal, copy/paste the link below, replacing the **XXXXXX** with your Organization ID:

<https://app.jackrabbitclass.com/jr3.0/ParentPortal/Login?orgID=XXXXXX>

[Learn more about the Parent Portal](#)

